

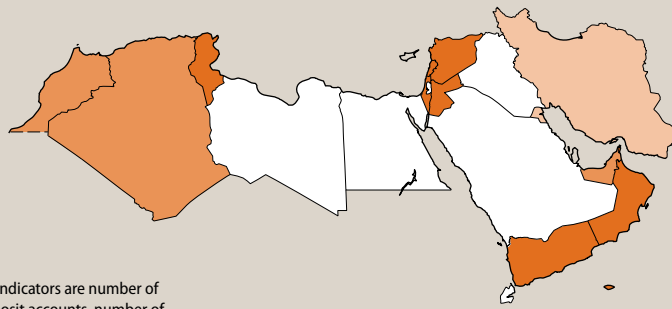
REGIONAL PROFILE

# Middle East and North Africa

Number of key financial access indicators included in *Financial Access 2010*

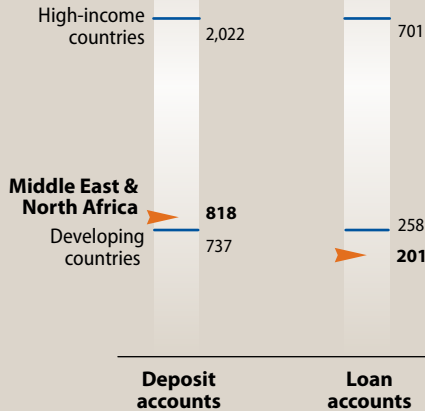


Note: The key financial access indicators are number of deposit accounts, value of deposit accounts, number of loan accounts, and value of loan accounts.



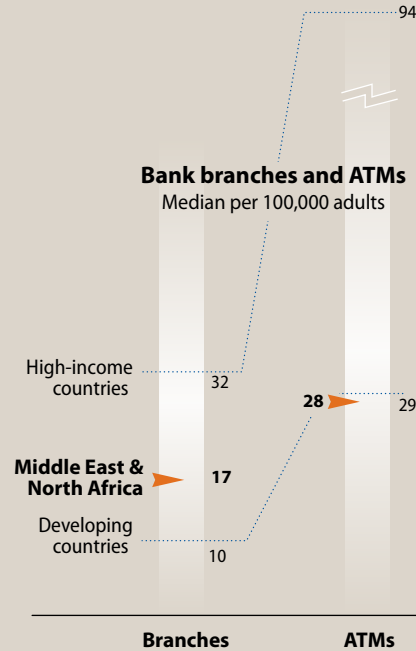
## Accounts in commercial banks

Median per 1,000 adults



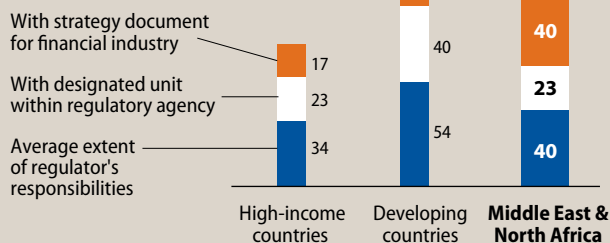
## Bank branches and ATMs

Median per 100,000 adults



## Financial inclusion mandate

% of economies:



## Consumer protection legislation and implementation

% of economies:

