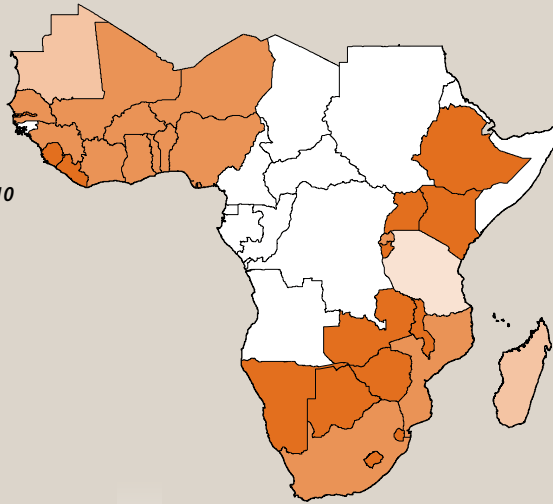


REGIONAL PROFILE

# Sub-Saharan Africa

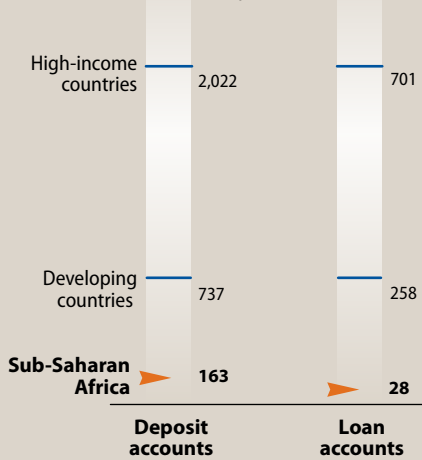
Number of key financial access indicators included in *Financial Access 2010*



Note: The key financial access indicators are number of deposit accounts, value of deposit accounts, number of loan accounts, and value of loan accounts.

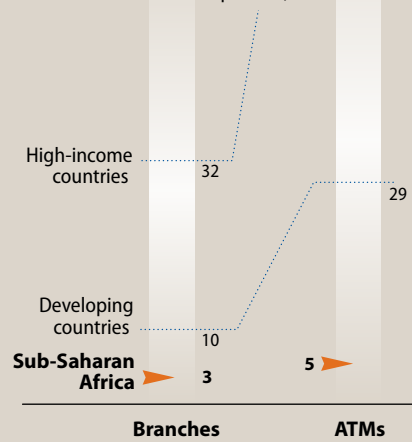
### Accounts in commercial banks

Median per 1,000 adults



### Bank branches and ATMs

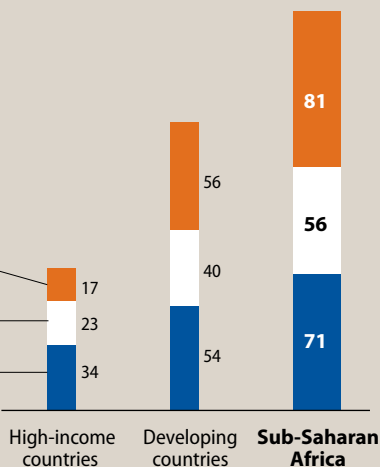
Median per 100,000 adults



### Financial inclusion mandate

% of economies:

- With strategy document for financial industry
- With designated unit within regulatory agency
- Average extent of regulator's responsibilities



### Consumer protection legislation and implementation

% of economies:

