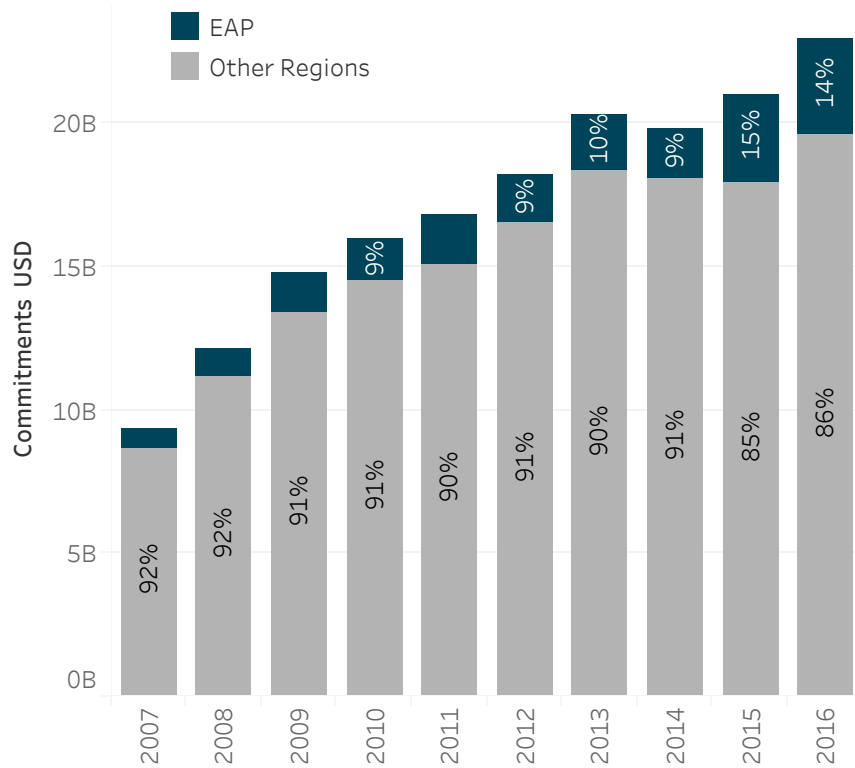
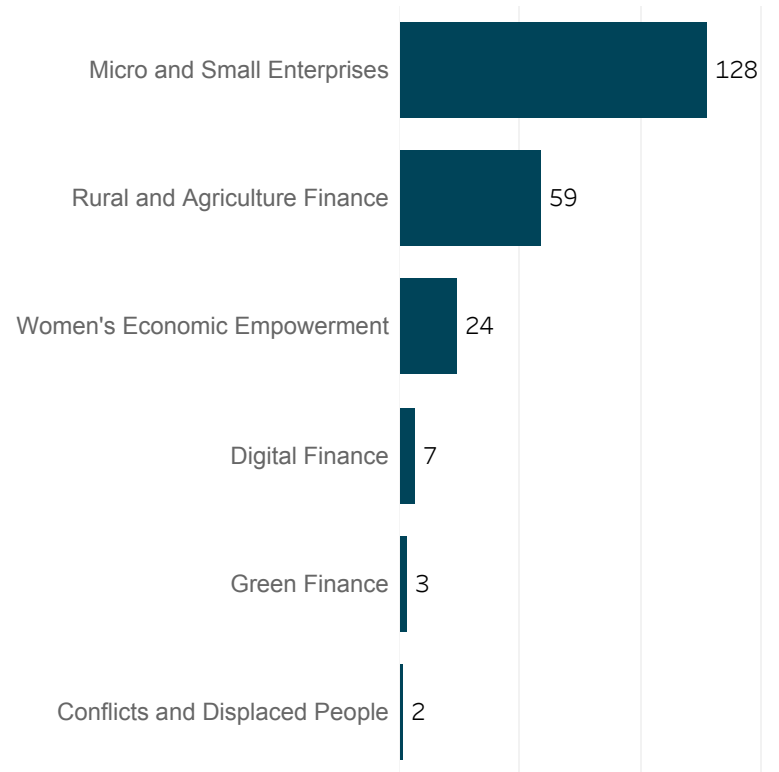


Trends in International Funding for Financial Inclusion East Asia and the Pacific

Trends in Commitments



Major Project Themes in EAP in 2016



Key Challenges for Funders active in EAP



Geographic Reach

Funding by EAP Country in 2016



Source: CGAP Cross-Border Funder Survey 2006-2016, Trendable Set N = 19 Funders

USD Commitments



Active Funders by Country in EAP

Country	Commitments		Active Funders		Active Projects	
	2015	2016	2015	2016	2015	2016
Multicountry/Global	5,665M	6,209M	23	24	532	590
Indonesia	838M	605M	11	11	22	20
Cambodia	356M	575M	11	11	48	60
Myanmar	342M	310M	8	10	12	20
Philippines	135M	146M	7	6	12	12
Vietnam	116M	126M	6	6	14	14
Mongolia	128M	104M	5	5	16	17
Lao PDR	66M	57M	9	9	12	12
China	51M	52M	5	5	13	13
Papua New Guinea	29M	30M	2	3	2	3
Thailand	3M	3M	2	2	3	3
Solomon Islands	1M	3M	1	2	1	2
Timor-Leste	1M	1M	1	2	1	2
Vanuatu	0M	0M	1	2	1	2

Source: CGAP Cross-Border Funder Survey 2006-2016, Trendable Set N = 19 Funders

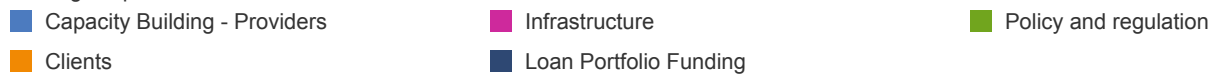
Funding Channels and Instruments

Funding Purpose in EAP in 2016

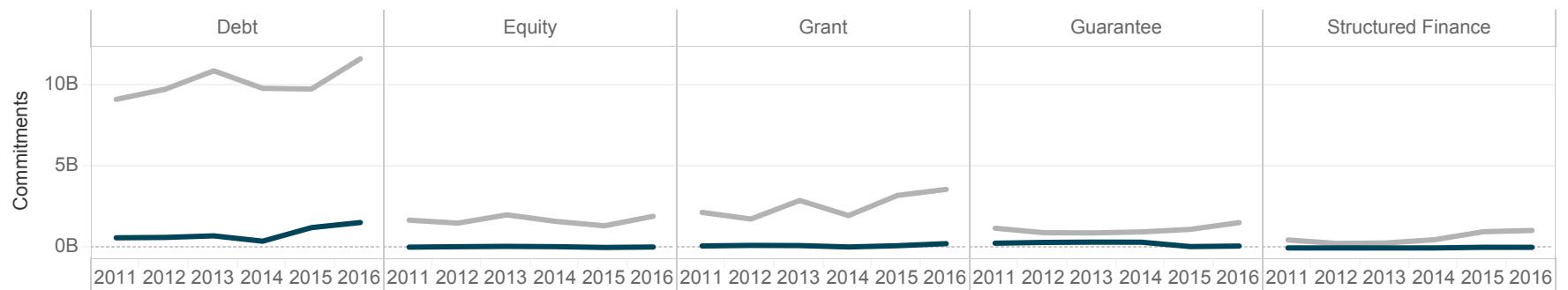


Source: CGAP Cross-Border Funder Survey 2017, Set N=20 respondents


Funding Purpose



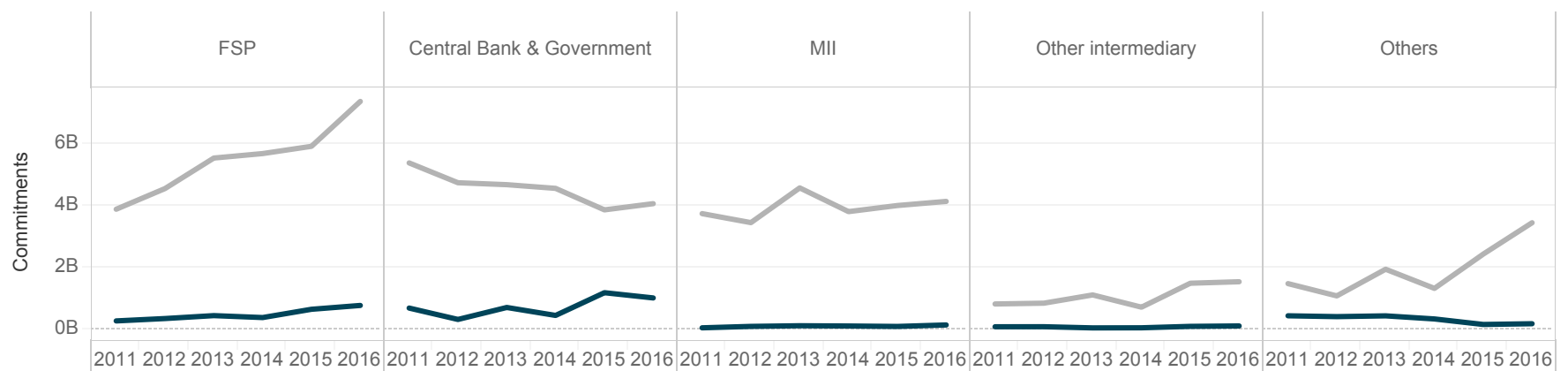
Trends by Instrument



Source: CGAP Cross-Border Funder Survey 2012-2017, Trendable Set N = 19 Funders



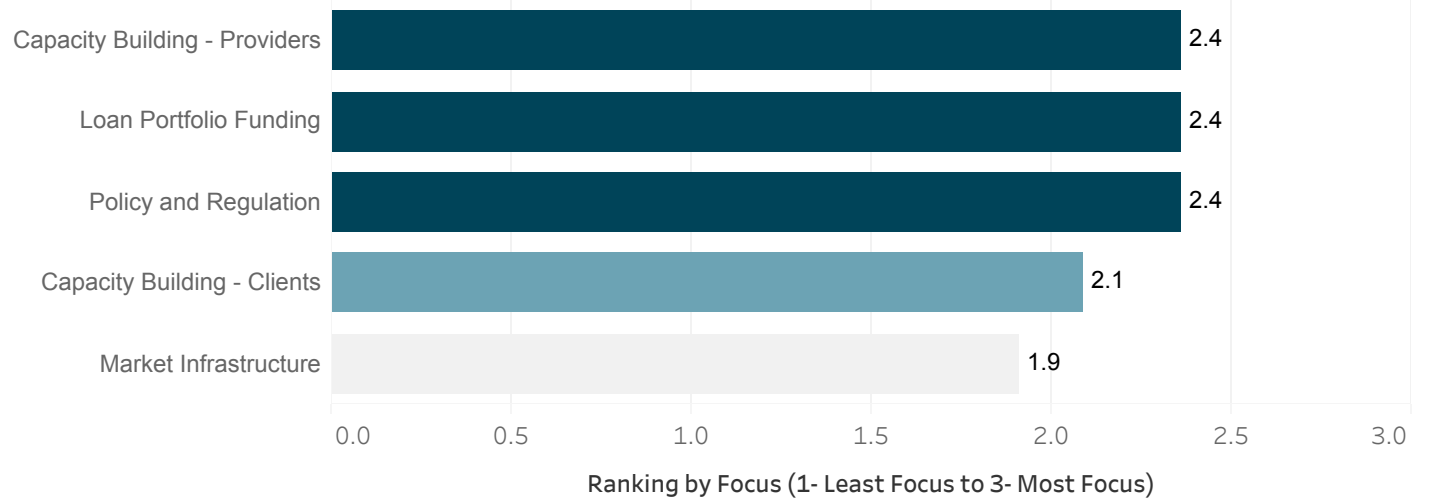
Trends by Recipient



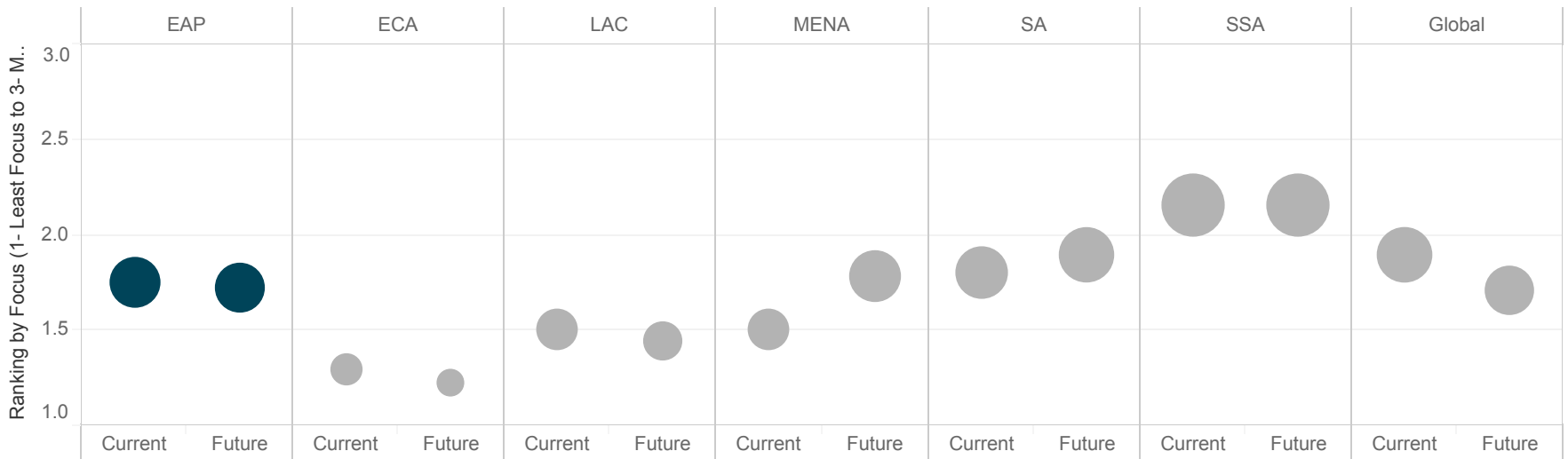
Source: CGAP Cross-Border Funder Survey 2012-2017, Trendable Set N = 19 Funders

Looking Ahead

Projected Focus for the Next 3 Years for Funders Active in EAP

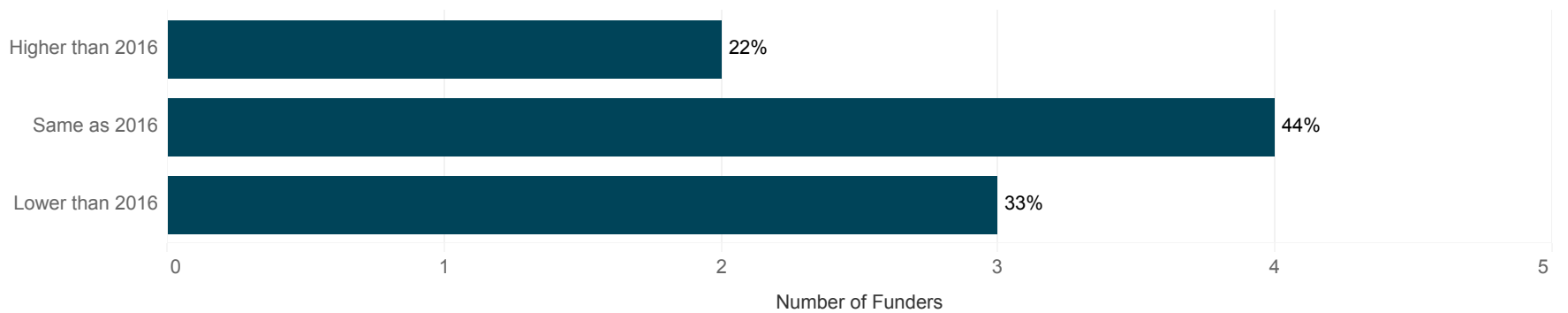


Regional Shifts



Source: CGAP Cross-Border Funder Survey 2017, N = 20 Funders

Projected financial inclusion portfolio size in the next three years for funders active in EAP



Source: CGAP Cross-Border Funder Survey 2017, N = 16 Funders

Methodology

CGAP surveys the full set of more than 54 funders biannually. In 2016, the CGAP Funder Survey was implemented for the full set of international funders. In 2017, a sample consisting of the top 23 funders was surveyed. CGAP has conducted the survey since 2008, and since 2012, in partnership with MIX. Public funding includes commitments of development finance institutions and bilateral and multilateral development/aid agencies. Private funding includes commitments from foundations, private donors and investors, and microfinance investment vehicles' assets originating from high net worth individuals and other institutional investors.

List of Participants

Bilateral	DFAT DFID GIZ JICA USAID
DFI	AECID AFD Proparco CDC DCA USAID EBRD EIB FMO IFC IIC KfW MIF IADB Obviam OPIC
Foundation	Gates foundation The MasterCard Foundation
Multilateral	AsDB EC IFAD World Bank
Other donor	Omidyar Network

· Apart from the funding volume, the analytical framework also **captures qualitative information at the project level** to allow for more granular analysis and better understanding of the funding purpose which cannot be easily deduced from data on commitments.

· Funders may tag a project with one or more themes that their project supports. Even though we were not able to tag 100 percent of projects, the themes provided us with useful information. Below you can find a list of the themes and definitions.

Digital Finance	Encouraging the delivery of financial services through technological platforms, including mobile money and branchless banking.
Disasters and Conflicts	Supporting stability-building efforts in post-conflict or post-disaster contexts through financial inclusion.
Essential Services	Expanding access to essential services for the poor in energy, water, education, and health through financial inclusion.
Financial Capability	Supporting consumers so that they develop knowledge, skills, attitudes and ultimately behaviors to make sound financial decisions and appropriate use of financial services.
Gender Equality	Encouraging and supporting the financial inclusion of women
Housing Microfinance	Expanding access to housing for the poor through financial inclusion.
Informal Finance	Supporting products and services delivered outside of the formal, regulated financial sector
Islamic Microfinance	Increasing financial inclusion of poor Muslim populations through products and services that adhere to certain Islamic principles.
Micro and Small Enterprises	Encouraging and supporting the financial inclusion of micro and small enterprises (MSEs).
Responsible Finance	Promoting and developing regulations and business standards to ensure that financial services are transparent, fair, safe, and likely to generate benefits for poor clients. These efforts include: client protection and social performance.
Rural and Agriculture Finance	Encouraging and supporting the financial inclusion of smallholders and agricultural MSEs.
Youth	Encouraging and supporting the financial inclusion of young people.